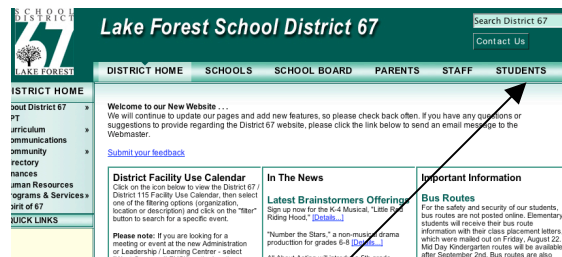


Using Compass Learning at Home

1. To access Compass Learning go to the district website at www.lfelem.lfc.edu. In the pull down menu select Resources and then pull down to Student Resources.



Student Resources

2. Under General Resources select Compass Learning.

Student Resources

Subject Area Resources

- [Fine Arts](#)
- [French](#)
- [Health](#)
- [Home Arts](#)
- [Language Arts](#)
- [Latin](#)
- [Math](#)
- [Science](#)
- [Social Studies](#)

General Resources

- [Bartlett's Familiar Quotations](#)
- [Compass Learning](#)
- [Culture Grams Online \(in school only\)](#)
- [Ebsco Periodicals \(in school only\)](#)
- [ILL Favorites](#)
- [Lake Forest Library](#)
- [Librarian's Internet Index](#)
- [Roget's Thesaurus](#)
- [Student Website Evaluation](#)

Compass Learning

3. On the Compass Learning site you will need to enter your student's User Name and Password.

User Name: astudent

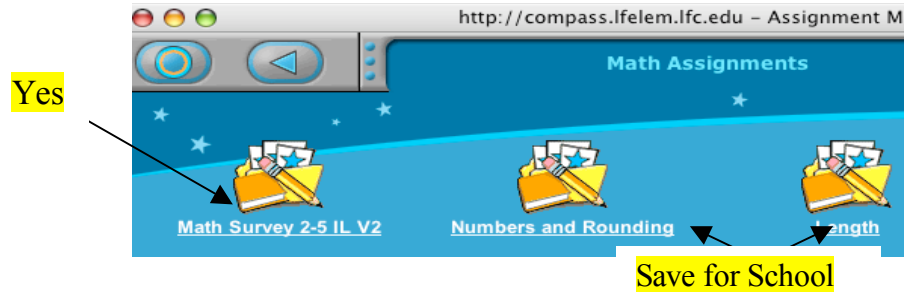
Password: astudent

- Capitalization is not needed. For example: **Amy Miller** would be **amiller**.
- Be sure to use the **log in** button and not the return key.
- **The school should be Odyssey.**

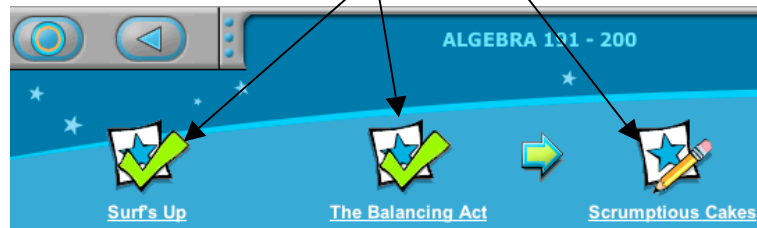
4. Please click on the subject area you would like to work during your session (**Language Arts or Math**).



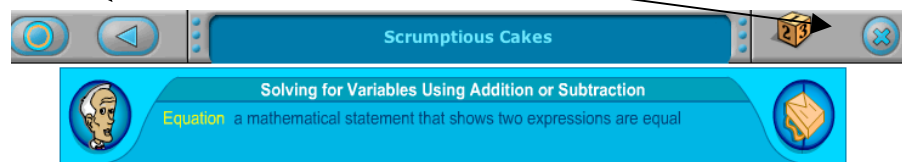
- Only do assignments that have been posted based on your child's NWEA MAP score. Those assignments will be found in math and reading only. Folders assigned by NWEA have titles that end with numbers. Folders without digits have been assigned by me and should only be done in school.



- White titles with lines under them can be selected for the student to work on. White titles without lines cannot be selected until the student has completed other assignments in the series. Assignments that **need to be done** will have a pencil. Completed assignments will have a green check.



- The **arrow** on the left allows you to go back to the previous screen. To end your session, **click the X**. This will close the program and you will need to log back in once this button has been selected.



Some of the lessons will save where your child left off and others will not. It is best to finish each assignment. That way their work will not be lost. Keep in mind that some of the lessons will present information that they have not been taught before. It is OK to help them in these situations.

- The exercises in this program are all set up differently. Sometimes students may type the answer, other times they may click and drag, and sometimes they may highlight items. Many of the directions are given orally so if you want to help them, you may need to use the back arrow key to listen to the directions.
- On the home page there is a **backpack**. If you click the backpack you will be able to see your child's progress. The square with **blue** in the status column will tell you if the assignment is finished. If the assignment type has a **gold dot or Q** your child will be graded on that exercise. When you are in the backpack area you will need to click the circle to return to the assignment page.



Activity Name	Type	Subject	Date	Score	Status
Scrumptious Cakes - 56316		Math	10/30/07	N/A	
The Balancing Act - 20168		Math	10/19/07	80%	
Surf's Up - 10173		Math	10/19/07	40%	

- If your child does poorly on an exercise, they can redo it by typing the activity number into the Activity Finder box on the home page. Once your child has completed all the assignments that were assigned based on their MAP score, please notify me and I can assign new assignments from the next RIT band.

Thank you for taking the time to learn how to utilize Compass Learning at home!